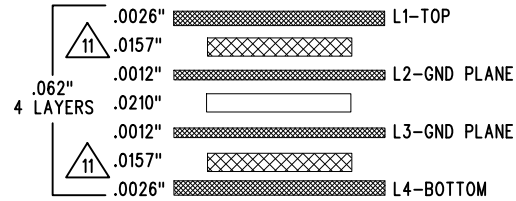
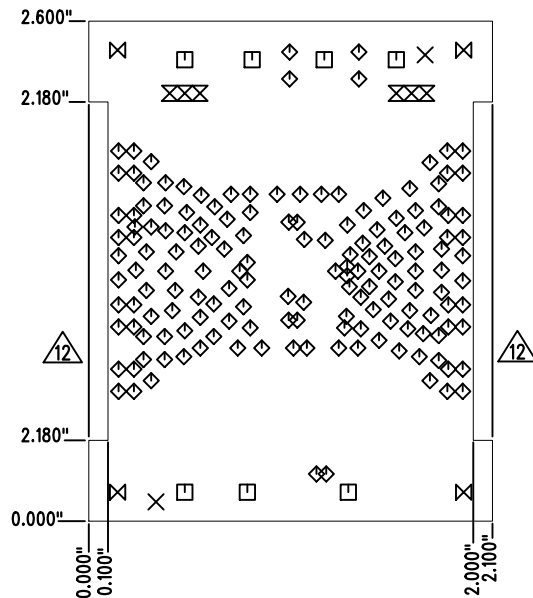


LAYER STRUCTURE



SHOWN FROM TOP SIDE



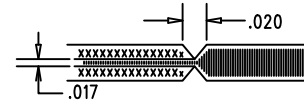
SIZE	QTY	SYM	PLATED	TOL
0.07	2	✕	NO	+/-0.003
0.065	7	□	YES	+/-0.003
0.01	158	◇	YES	+/-0.003
0.04	6	⊗	YES	+/-0.003
0.19	4	⊗	YES	+/-0.003

REVISION HISTORY

ECO	REV	DESCRIPTION	APPR	DATE
-	2	PRODUCTION FAB	ERJON Q.	10-13-11

NOTES: UNLESS OTHERWISE SPECIFIED

- FAB PER IPC-A-600.
- MATERIAL: -EPOXY FIBERGLASS, NEMA GRADE FR-4
-FINISHED THICKNESS TO BE 0.062" +/- .005"
-TOTAL OF 4 LAYERS WITH 2 OZ. CU ON THE OUTER LAYERS
AND 1 OZ. CU ON THE INNER LAYERS.
-FLAMMABILITY RATING: 94 V-0 MINIMUM.
- SIZE: CUT TO DIMENSIONS AND TOLERANCES SHOWN.
0.00 ARE PRIMARY DATUMS.
- DRILLING: -DRILL HOLES PER SCHEDULE. PLATE THROUGH
HOLES WITH COPPER, 0.001" THICK MIN.
-ALL HOLE SIZES ARE SPECIFIED AFTER PLATING.
-HOLE LOCATION TOLERANCES ARE +/-0.003"
IN RELATION TO CENTER
- FINISH: -SMOBC USING LPI BOTH SIDES, COLOR GREEN.
-GOLD IMMERSION BOTH SIDES.
(LEAD FREE SOLDER CAN BE USED FOR PROTOTYPE)
-FOR SILKSCREEN: BOTH SIDES USE WHITE NON-CONDUCTIVE INK.
- DO NOT ALTER ARTWORK e.g. TO ADD LOGO OR DATE CODE.
PAD SIZE CAN BE MODIFIED TO MEET END FINISH.
- PCBS ARE TO BE RoHS COMPLIANT.
- DO NOT ALTER SOLDER MASK MAINTAIN .0018" OVERSIZE
ON SMT PADS. A .005" WEBBING IS REQUIRED BETWEEN SMD PADS.
- SCORING FOR PANELIZED PCB: "PRODUCTION FAB ONLY"



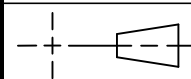
- CONTROLLED 50 OHM +/-5% IMPEDANCE FOR 25 MIL TRACES ON LAYER 1 ONLY.
TRACES CONNECTED TO AND FROM J1-J4 ARE TO BE FABRICATED AS 50 OHM T- LINES.
TDR CERTIFICATE REQUIRED.

11. SUBJECT TO CHANGE BY MANUFACTURER, DEPENDING ON
DIELECTRIC CONSTANT DEVIATIONS. PLEASE CONSULT LTC.

12. INNER AND OUTER LAYER COPPER SHALL BE EXPOSED
ALONG BOARD EDGES. DO NOT MODIFY INNER LAYER
COPPER BACKOFF OUTLINE (SMA CONNECTOR).

UNLESS OTHERWISE SPECIFIED
DIMENSIONS ARE IN INCHES
TOLERANCES ON ANGLE ±1
0.XX" = ±0.01"
0.XXX" = ±0.005"
INTERPRET DIM AND TOL
PER ASME Y14.5M-1994

THIRD ANGLE PROJECTION



DO NOT SCALE DRAWING

APPROVALS

PCB DES. NC
APP ENG. ERJON Q.



1630 MCCARTHY BLVD
MILPITAS, CA 95035
PH: (408)432-1900
www.Linear.com
LTC CONFIDENTIAL-
FOR CUSTOMER USE ONLY

TITLE: FABRICATION DRAWING:

FULLY DIFFERENTIAL AMPLIFIER

SIZE N/A IC NO. LTC6362CMS8 REV. 2
DEMO CIRCUIT 1833A

FILENAME: DC1833A-2.PCB

SHT 1 of 1

SCALE: NONE